




COUPLINGS & UNIVERSAL JOINTS
BY TIMKEN

Easy-to-install elastomeric
couplings designed to
withstand harsh conditions.

QUICK FLEX[®] Couplings



Better Performance. Less Maintenance.

QUICK FLEX Couplings

Durability for the Long Haul

When your equipment operates in harsh environments, you need coupling products you can count on. QUICK FLEX elastomeric couplings are designed to withstand those harsh conditions, yet need minimal maintenance. They're easy-to-install and require no lubrication. With a lifespan that can match that of your equipment, QUICK FLEX couplings can keep your overall cost of ownership competitively low.

Efficiency

QUICK FLEX couplings, with its versatile design, provide a solution to a wide variety of coupling applications. Plus, you won't need large inventories of spare parts – the only replacement part needed is the insert itself and it can be replaced in a matter of minutes without removing the hubs.

Durability

There's no metal-to-metal contact with QUICK FLEX couplings, so you'll save money by avoiding damage to hubs or other metal components. For harsh environments, including wash-downs for food processing, we offer a stainless-steel version of each coupling.

More Uptime

Your hubs and metal components can remain intact when you use QUICK FLEX couplings. Our design helps eliminate interference between coupling hubs that can damage your equipment. As needed, you can replace the urethane insert quickly and easily.

Innovative Design



Our couplings withstand up to 2 degrees of misalignment, as well as dampening vibration and shock loads in your equipment.

Reduced Inventory

The versatility of the QUICK FLEX design promotes standardization across your plant, reducing the need to stock multiple coupling styles and configurations.

APPLICATIONS

- **Motor to gearbox (low torque/high speed)**
- **Gearbox to driven equipment (high torque/low speed)**
- **Motors to pumps**
- **Any drive shaft to a driven shaft**



4 models to choose from:



Standard Couplings

Shown with high-speed cover



Single-Ended Spacer Couplings

Shown with low-speed split cover



Double-Ended Spacer Couplings

Shown with high-speed split cover



Splined Hub Couplings

Shown with high-performance split cover

KEY FEATURES

- Solid and split covers are designed to accommodate higher speeds and increased torque.
- Inherently balanced from precision machining for high-speed applications.
- Design dampens torsional vibration and shock to help extend life of the coupling and surrounding components.
- QUICK FLEX inserts help reduce downtime and replacement costs because inserts can be replaced without moving or disassembling the driving or driven equipment.

SOLUTIONS FOR YOUR NEEDS

Whatever your application demands, you'll find a wide range of QUICK FLEX couplings designed to suit your needs. Choose from multiple insert and cover configurations that withstand some of the most extreme environments.

- Twelve sizes with bores ranging from ranging from 9.4 mm to 285 mm, 0.37 inches to 11.25 inches.
- Designed for continuous torque levels from 0.043 kNm to 188.8 kNm, 377 in-lbs to 1,670,826 in-lbs.
- Designed for peak torque levels from 0.085 kNm to 377.5 kNm, 754 in-lbs to 3,341,562 in-lbs.
- Couplings accept shaft misalignment, up to 2 degrees.
- Split cover options help resist axial separating force under high torque.
- Standard and double-ended spacer couplings available for shaft separations of 25.4 mm to 3,048 mm, 1 inch to 120 inches, for increased application acceptance.
- Four bore options available to meet customers' needs:
 - 1) Bored, keyed and set screws style – clearance and interference fit;
 - 2) Bushing style; 3) Splined style; and 4) Mill motor style.
- Four insert choices for varying torque needs and temperature ranges up to 177° C (350° F).

QUICK FLEX Comparison	QUICK FLEX Coupling	Jaw Coupling	Jaw In-Shear Coupling	Grid Coupling	Gear Coupling	Chain Coupling	Tire Coupling	Disc Coupling
Radially removable insert/element	•		•	•	N/A	N/A	•	•
High torque capability	•			•	•			•
High-speed capacity	•	•			•			•
Torque transmission in shear	•		•	•	N/A	N/A	•	•
Non-Lubricated	•	•	•				•	•
No hub teeth wear	•	•	•				N/A	•
Shock load capabilities	•	•	•	•			•	
Angular misalignment	Medium	Low	Medium	Low	High	Low	Medium	High

QUICK FLEX: Powerful Connections

QUICK FLEX Couplings transmit higher levels of torque in most cases, compared with the competitive averaged gear coupling ratings. Plus, the elastomeric coupling never needs lubrication because there's no metal-to-metal contact.

Series	Max Torque ¹ kNm (in-lb)	Max Speed ¹ (r/min)	Gear Coupling Size	Gear Coupling Max Torque ² kNm (in-lb)	Torque Improvement
QF25	1.4 (12,449)	7000	1	1.1 (9,360)	33%
QF50	3.0 (28,479)	6000	1.5	2.1 (18,748)	41%
QF100	6.1 (53,642)	4800	2	3.7 (33,094)	62%
QF175	10.0 (88,257)	4200	2.5	6.7 (59,270)	49%
QF250	13.4 (118,930)	3800	3	11.1 (98,152)	21%
QF500	24.8 (219,429)	3400	3.5	17.3 (153,316)	43%
QF500	24.8 (219,429)	3400	4	27.9 (246,537)	0%
QF1000	35.0 (310,466)	3000	4.5	38.2 (337,794)	0%
QF1890	62.5 (553,982)	2800	5	52.9 (468,322)	18%
QF1890	62.5 (553,982)	2800	5.5	69.3 (613,125)	0%
QF3150	98.3 (871,139)	2000	6	87.1 (770,471)	13%
QF10260	188.6 (1,670,826)	1200	7	133.8 (1,183,950)	41%
QF10260	188.6 (1,670,826)	1200	8	172.6 (1,527,375)	9%
QF10260	188.6 (1,670,826)	1200	9	302.8 (2,680,000)	0%

Notes: ■ 1 = Based on QUICK FLEX coupling with split cover and black elastomeric insert. ■ 2 = Average maximum torque rating from competitive gear couplings.

QUICK FLEX Inserts

Standard Red Insert

Relatively soft urethane excels in vibrational dampening and cushioning of shock loads.

High Torque Blue Insert

Relatively stiff urethane provides moderate flexibility and vibrational dampening. Use in applications with moderate to high torque, such as gear, grid or chain-style couplings.

High Temperature White Insert

Withstands application temperatures up to 177° C, 350° F. Provides torque capabilities similar to the QUICK FLEX blue insert.

Highest Torque Black Insert

Stiffest urethane. Use in applications with very high torque, such as gear-style couplings.

INDUSTRIAL SECTORS

- Steel and Metal Mills
- Aggregate
- Mining
- Sawmills
- Industrial Processing
- Pulp and Paper



Lovejoy
2655 Wisconsin Avenue
Downers Grove, IL 60515

630-852-0500
630-852-2120 fax
info@lovejoy-inc.com

www.lovejoy-inc.com

ISO 9001: Certified

Lovejoy® is a registered trademark of Lovejoy, Inc.
QUICK FLEX® is a registered trademark of The Timken Company.